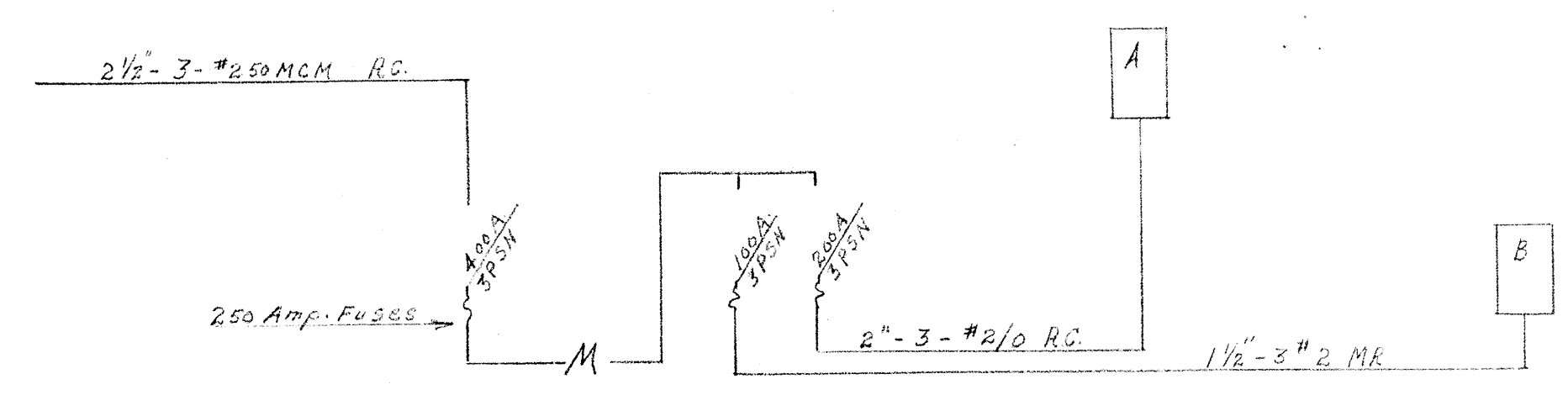
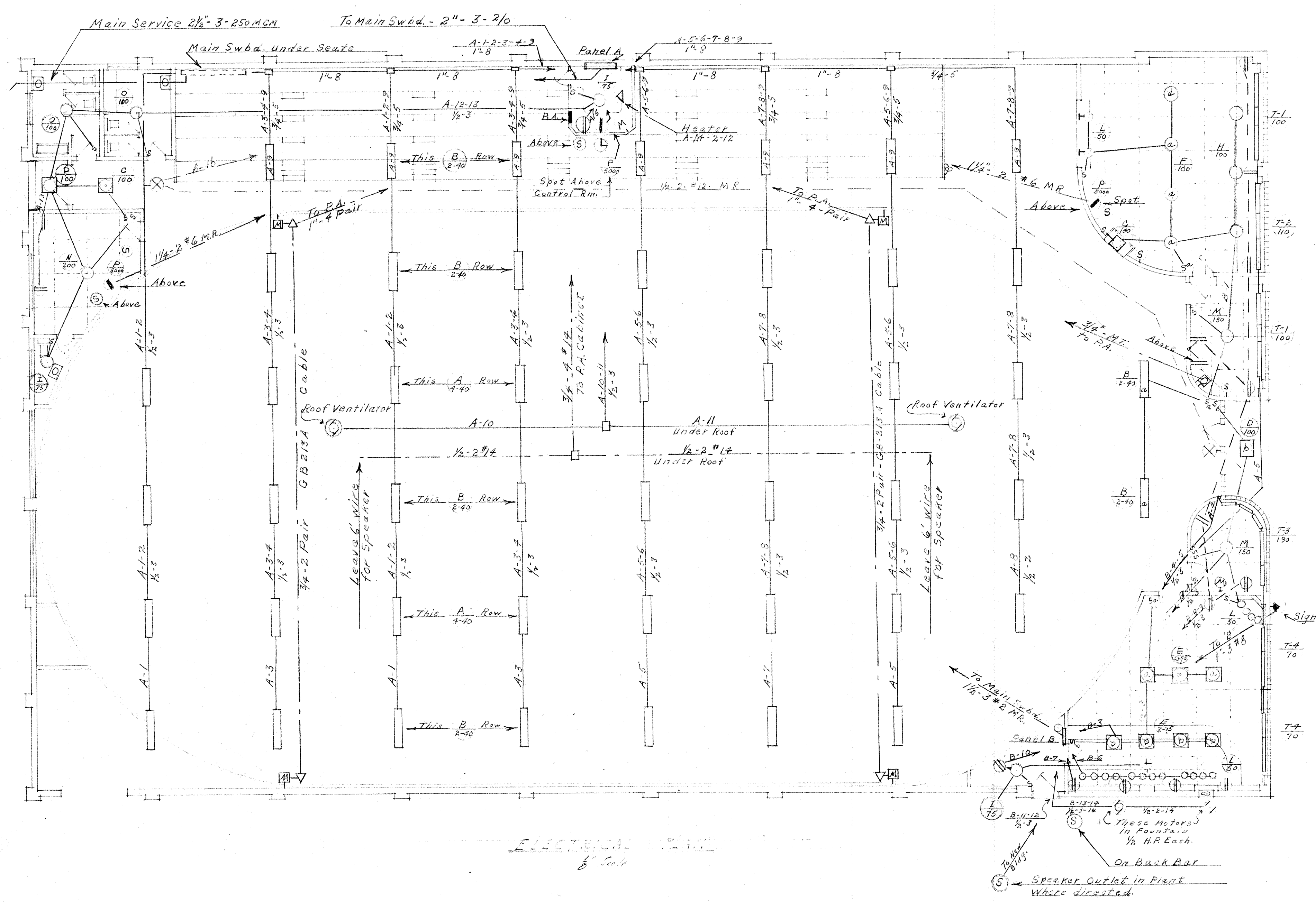


SINGLE LINE DIAGRAM - RADIO INTERCOMMUNICATION



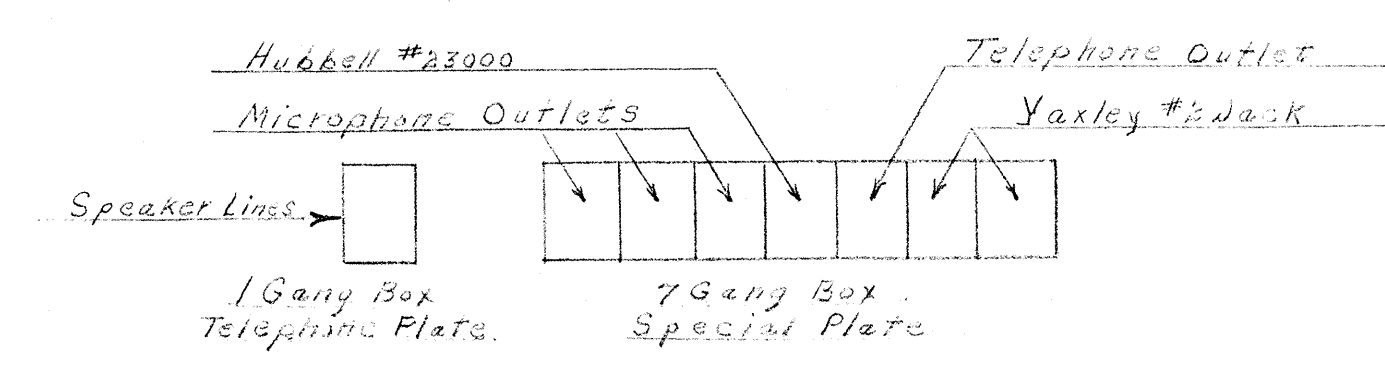
SINGLE LINE DIAGRAM - SERVICE & SUB-FEEDERS



ELECTRICAL PLAN

SYMBOL SCHEDULE

- ⊠ FLUSH LIGHT FIXTURE
- FLUORESCENT OUTLET & FIXTURE
- FIXTURE TAG & LAMP
- CEILING LIGHT OUTLET
- ⊖ BRACKET LIGHT OUTLET
- S SWITCH
- S_o SWITCH SHOWING OUTLET CONTROLLED
- S³ THREE WAY SWITCH
- ⊖ TWIN OUTLET
- ⊖ FLOOR POCKET FOR SPOTS
- ⊖ SIGN OUTLET
- ⊖ HEATER OUTLET - HUBBELL #5551
- ⊖ CLOCK OUTLET
- ⊖ M MASTER INTER-RADIO STATION
- ⊖ B BRANCH INTER-RADIO STATION
- ⊖ P PUBLIC ADDRESS DISTRIBUTION
- ⊖ M MICROPHONE OUTLET
- ⊖ P P PUBLIC ADDRESS TELEPHONE OUTLET
- ⊖ O P PUBLIC ADDRESS ORGAN OUTLET
- ⊖ M MOTOR OUTLET
- ⊖ X EXIST (IN PLACE & NO. 2)



PUBLIC ADDRESS DISTRIBUTION IN CONTROL ROOM