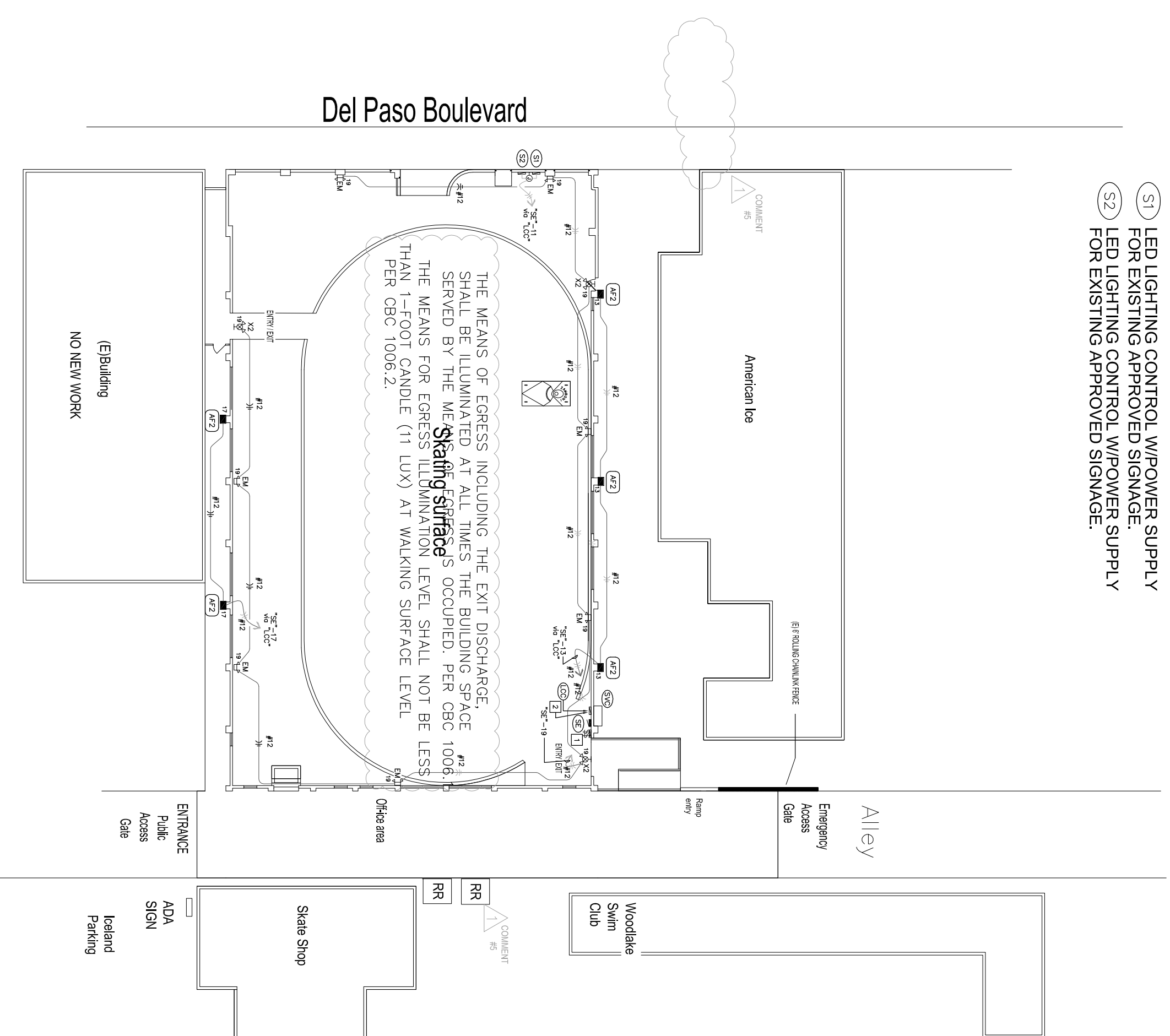


SHEET NOTES

- 1 PROVIDE AND INSTALL NEW ENCLOSED, NEMA 3R ENCLOSED CABINET FOR MANUAL LIGHT SWITCHING AS REQUIRED.
 - 2 PROVIDE AND INSTALL NEW ENCLOSED NEMA 3R CABINET FOR NEW CALIFORNIA TITLE 24 APPROVED LIGHTING CONTROL SYSTEM.
 - 3 MOUNT LIGHTING PER DETAIL. SEE MOUNTING DETAIL BELOW.
 - 5(V) NEW/OVER-HEAD FEED AFTER TO 200A FUSED DISCONNECT, 208-3PH 4W SYSTEM NEMA 3R ENCLOSURES.
 - 5(F) NEW/MAIN PANEL, "SER." M.L.O (200A, 208V, 3PH, 4W) W/ NEMA 3R ENCLOSURE.
 - 5(N) NOT USED
 - 5(W) NOT USED
- 1(C) LIGHTING CONTROL PANEL, "LCC"
- 5(1) LED LIGHTING CONTROL W/POWER SUPPLY FOR EXISTING APPROVED SIGNAGE.
 - 5(2) LED LIGHTING CONTROL W/POWER SUPPLY FOR EXISTING APPROVED SIGNAGE.



ELECTRICAL FLOOR PLAN—LIGHTING
(E)BUILDING, 1430 DEL PASO ROAD, SACRAMENTO, CA.

1. COORDINATE ALL WORK WITH ARCHITECTURAL NOTES & PLANS PRIOR TO ANY ELECTRICAL WORK.

EXTERIOR FIXTURE SCHEDULE

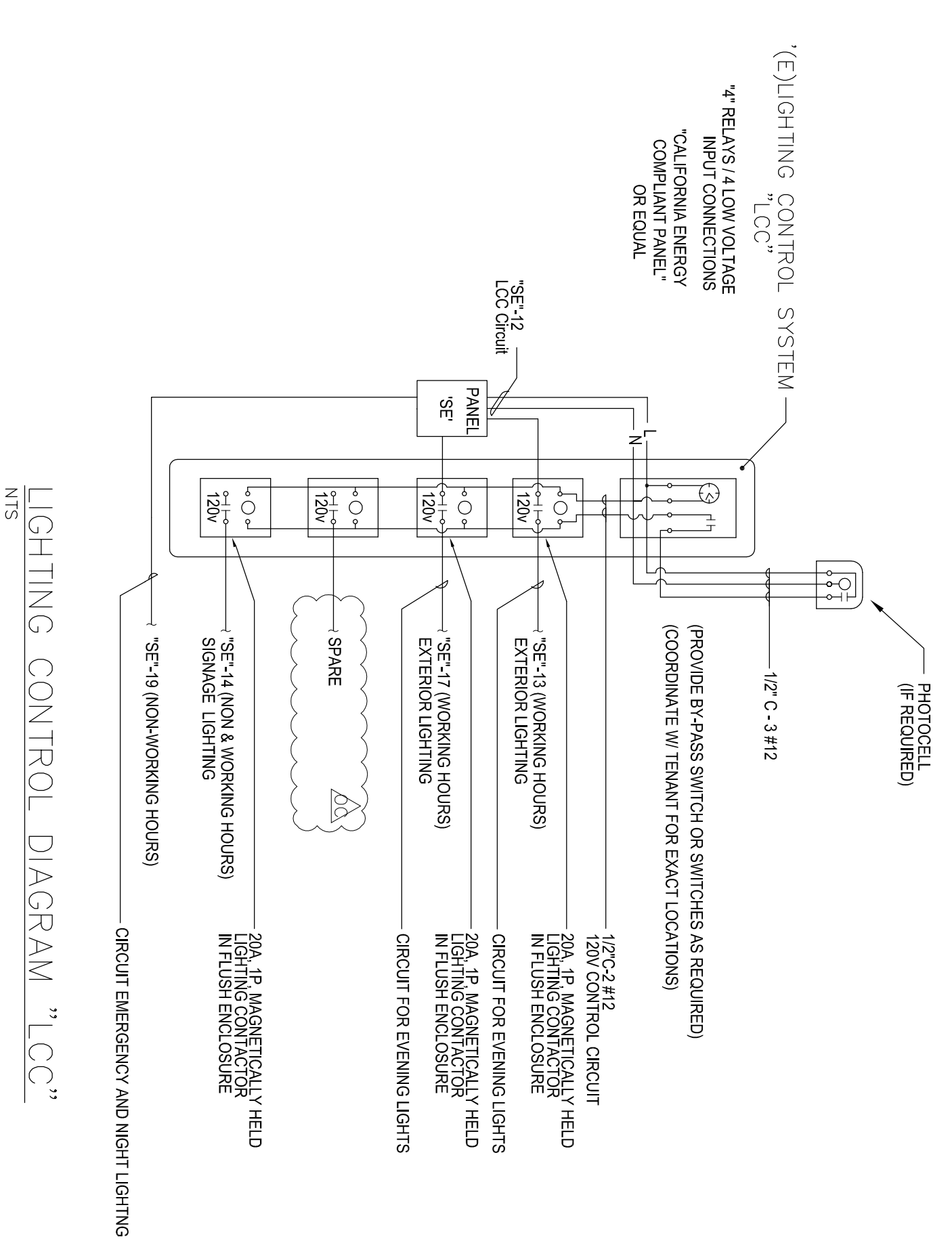
NO.	DESCRIPTION	MANUFACTURE	TYPE	WATTAGE	REMARKS
5	AF2	Harsco 111	RECESSED	120W	350 WATT RECESSED FLOODLIGHT POLE MOUNTED ADJUSTABLE FITTER 1/2" W/PSHM
6	EM	NONE	SURFACE	89 A.T.F.	EMERGENCY LIGHT SURFACE MOUNTED
5	X2	EDT SIGN & LIGHT COMBO	SURFACE	200W	EXIT SIGN & LIGHT COMBO W/BACKUP BATT. SINGLE FACE GREEN

OCCUPANCY DEVICE SCHEDULE

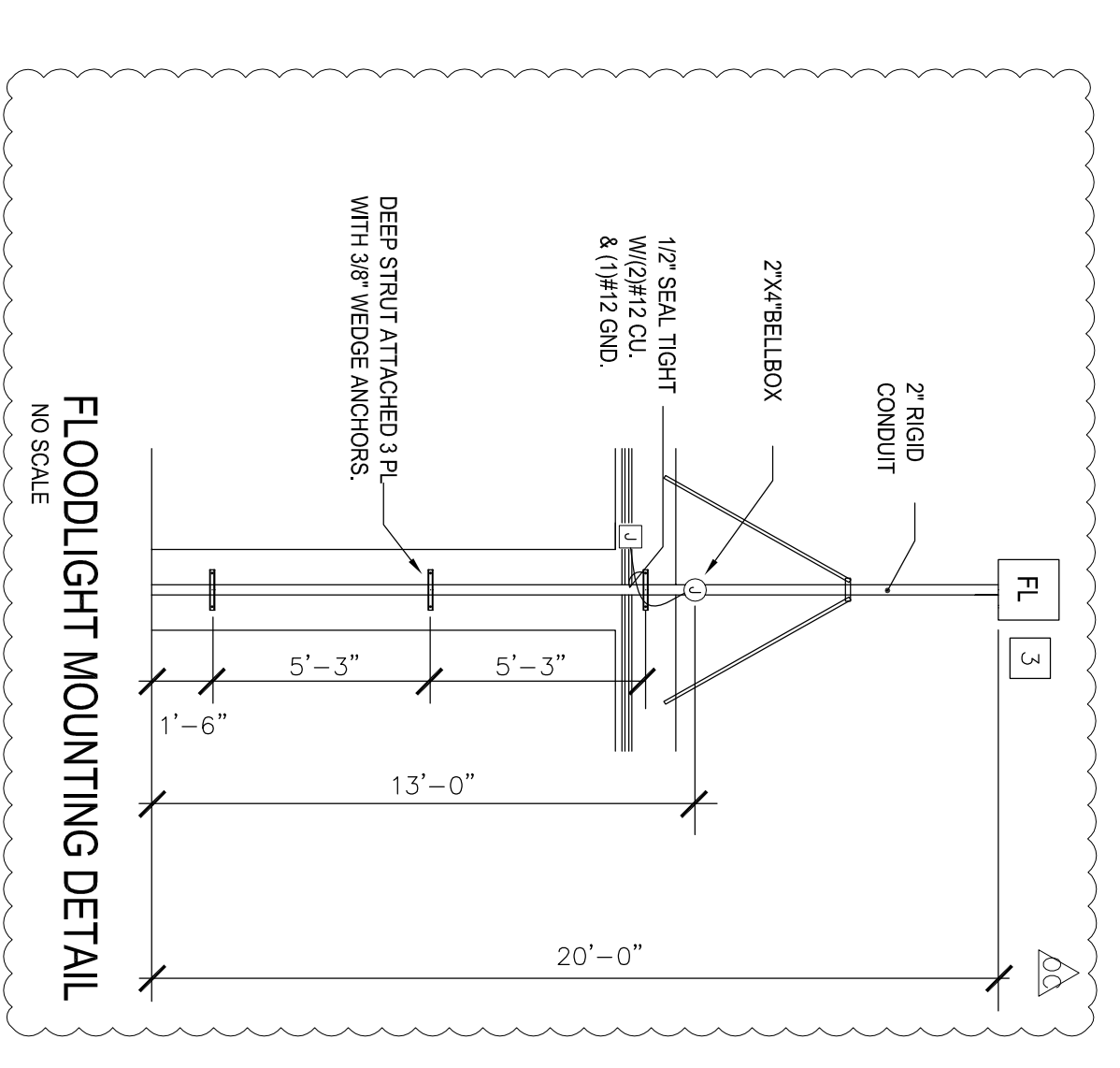
NO.	DESCRIPTION	MANUFACTURE	TYPE	WATTAGE	REMARKS
5	AF2	Harsco 111	RECESSED	120W	350 WATT RECESSED FLOODLIGHT POLE MOUNTED ADJUSTABLE FITTER 1/2" W/PSHM

NOTES TO PLAN CHECKER

1. THIS IS A SINGLE STORY, REMODEL REPAIR RESTORATION OF SKATING RINK. NO ROOF OR BUILDING WALLS ONLY. ALL FIXTURES TO BE VETTYRE DESIGN WILL COVER SKATING SURFACE AND OFFICE AREAS. EXTERIOR LIGHTING ONLY LIGHTING FOR THIS FACILITY FALLS UNDER LIGHTING FOR SPORTS. THEREFORE IS NOT IN REGULATION OF TITLE 24 PER CBC 147 ALTHOUGH IS NOT EXEMPT FROM TITLE 24 ARE OFFICE AREA AND EXTERIOR EVENTS FROM BUILDING. SEE TITLE 24 SHEET E3.1.
2. SEE SWITCHING REQUIREMENTS ABOVE.
3. INSTALLATION AND TESTING OF NEW EMERGENCY & EXIT LIGHTS AS SHOWN IN THE LIGHTING PLAN ABOVE.
4. CURRENT LIGHTING CONTROLS AND DAY & NIGHT LIGHTING ARE TO REMAIN IN PLACE AND BE TESTED AS REQUIRED.
5. SEE TITLE E3.1 CALCULATIONS SHEET E3.1.



LIGHTING CONTROL DIAGRAM "LCC"



FLOODLIGHT MOUNTING DETAIL

COOPER CONSULTING
5821 89TH STREET, R042, APT 15
R02, LINCOLN, CA 95623
PHONE: 916-991-3568
CELL: 916-548-7506
FAX: 196-991-3568
email: cooper@dbcsglobal.net

DESIGN & DRAFTING SERVICES
STAMP

RESTORATION
ICELAND SKATING RINK
1430 DEL PASO ROAD
SACRAMENTO, CA 95815

PROJECT NAME/ADDRESS
July 19, 2011
PROJECT DATE
G. COOPER
DESIGN/DESIGNER
CHECKED

DATE/OWNER CHANGES
JULY 19, 2011
REVISIONS/DATES

ELECTRICAL FLOOR PLAN LIGHTING
SHEET TITLE

NEW SHEET
E2.1
SHEET 3 OF 5

ELECTRICAL CONTRACTOR TO PROVIDE AND INSTALL ALL ELECTRICAL EQUIPMENT TO THE 2011 CALIFORNIA ELECTRICAL CODE AND THE 2011 CALIFORNIA ENERGY CODE PER TITLE 24 STANDARDS.